



# Mauled By a Gigantic Sniveling Cat

CONTENT AREA: English & Literature

TOPIC: Story Plot

MATERIALS:

- Podcast, Episode 1
- Security Folder
- PLOT REPORT FORM

SUMMARY:

Mysterious tracks were found by Drover and JT Cluck in the dirt. Hank sets out to figure out who left the prints and mistakenly believes they are from a raccoon or Pete the Barncat. Unfortunately for Hank, the prints belong to Sinister the Bobcat. Hank and Sinister get into a brawl and Hank, defeated, limps back to his gunnysack.

INSTRUCTIONS:

Story Plot Diagram Learning Objectives: Determine the main idea of a text and explain how it is supported by key details; summarize the text.

Assessments: Plot Report Form

LET'S GET STARTED!

1. Listen to Podcast Episode
2. Deputize your students –they are official Ranch Security Deputies. In order to solve the case, they must complete official reports to organize clues, examine suspects, and dismiss red herrings! Each student will receive an official case file folder. All reports will be completed and stored in the folder.
3. Review parts of a story.
  - Plot: A plot is simply the events that happen in a story. The author puts different events in an order based on the plot. A plot is made of different parts and events. Understanding a character and what he or she does is easier when we understand the plot and its different parts.
  - Rising Action: the events that happen at the beginning, before the turning point.
  - Conflict Problem: the problem that is faced by a character or characters.
  - Climax/turning point: the part of the plot in which the events are the most exciting.
  - Resolution: the final part of the plot in which the problem is solved.
4. Have Students Complete RANCH SECURITY PLOT REPORT FORM based on the story from episode 1.



# RANCH SECURITY

## Plot Report Form

For use by official Ranch Security Deputies for  
 Lost in the Dark Uncharted Forest *Podcast Episode 1*

**Plot:** A plot is simply the events that happen in a story. The author puts different events in an order based on the plot. A plot is made of different parts and events. Understanding a character and what he or she does is easier when we understand the plot and its different parts.

Write **TWO** events that happened in each part of the Episode.

**Beginning**  
 (AKA: Rising  
 Action)

---



---

**Middle**  
 (AKA: Conflict/  
 Problem)

---



---

**Middle**  
 (AKA: Climax/  
 Turning Point)

---



---

**End**  
 (AKA: Resolution)

---



---

CASE # 11

**TOP SECRET**



**OFFICIAL RANCH SECURITY CASE FILE:**  
**Lost in the Dark UnCharnted Forest**

**THIS FILE BELONGS TO: \_\_\_\_\_**



# Mystery Plots

CONTENT AREA: English & Literature

TOPIC: Mystery Plot Diagram

## MATERIALS:

- Podcast, Episode 1
- Security Folder
- MYSTERY PLOT DIAGRAM

## SUMMARY:

Mysterious tracks were found by Drover and JT Cluck in the dirt. Hank sets out to figure out who left the prints and mistakenly believes they are from a raccoon or Pete the Barncat. Unfortunately for Hank, the prints belong to Sinister the Bobcat. Hank and Sinister get into a brawl and Hank, defeated, limps back to his gunnysack.

## INSTRUCTIONS:

Story Plot Diagram Learning Objectives: Determine the main idea of a text and explain how it is supported by key details; summarize the text.

Assessments: Mystery Plot Diagram

## LET'S GET STARTED!

1. Listen to Podcast Episode 1.
2. Deputize your students –they are official Ranch Security Deputies. In order to solve the case, they must complete official reports to organize clues, examine suspects, and dismiss red herrings! Each student will receive an official case file folder(example included.) All reports will be completed and stored in the folder.
3. Review Parts of a Mystery  
The same as story plot, (Activity 1) plus:
  - Detective, in this case Hank is the protagonist.
  - Sidekick
  - Suspects: antagonist, motives, alibis
  - The problem is the crime or mystery to be solved
  - Clues – these are events that are part of the rising action
  - Red Herrings – misleading clues (they are meant to throw the reader off)
4. Tell students that as a class you will be using the mystery plot diagram to map out the podcast series. After each podcast episode, you can work as a class to add to the diagram. You may want to have students staple their diagram to the front or back of their folder for easy access.
5. Put it all together at the end of each episode, then help them put it all together at the end. Maybe section it out. For example: Is there a mystery within a mystery, within a mystery? Teacher fills out MYSTERY PLOT DIAGRAM with the group as a class.



# RANCH SECURITY

## Mystery Plot Diagram

For Official Use by Ranch Security Deputies

Use this mystery diagram to map out Lost in the Dark Uncharted Forest. After each podcast episode, you can work to add to the diagram.

### Characters

Detective: \_\_\_\_\_

Sidekick: \_\_\_\_\_

Suspects: \_\_\_\_\_

\_\_\_\_\_  
\_\_\_\_\_  
\_\_\_\_\_  
\_\_\_\_\_

### Clues

These are the events that are part of the rising action.

\_\_\_\_\_  
\_\_\_\_\_  
\_\_\_\_\_  
\_\_\_\_\_  
\_\_\_\_\_  
\_\_\_\_\_  
\_\_\_\_\_

### Setting

\_\_\_\_\_  
\_\_\_\_\_  
\_\_\_\_\_

### Problem

The problem is the crime or mystery to be solved.

\_\_\_\_\_  
\_\_\_\_\_  
\_\_\_\_\_

### Red Herrings

Misleading clues (they are meant to throw the reader off)

\_\_\_\_\_  
\_\_\_\_\_  
\_\_\_\_\_

### Solution

\_\_\_\_\_  
\_\_\_\_\_  
\_\_\_\_\_



# Ranch Character

CONTENT AREA: English & Literature

TOPIC: Character Traits

MATERIALS:

- Podcast, Episode 1
- Security Folder
- CHARACTER RECORD FORM

SUMMARY:

Mysterious tracks were found by Drover and JT Cluck in the dirt. Hank sets out to figure out who left the prints and mistakenly believes they are from a raccoon or Pete the Barncat. Unfortunately for Hank, the prints belong to Sinister the Bobcat. Hank and Sinister get into a brawl and Hank, defeated, limps back to his gunnysack.

INSTRUCTIONS:

Students will record character traits and evidence supporting those traits.  
Assessments: Character Record Form

LET'S GET STARTED!

1. Listen to Podcast Episode
2. Deputize your students –they are official Ranch Security Deputies. In order to solve the case, they must complete official reports to organize clues, examine suspects, and dismiss red herrings! Each student will receive an official case file folder. All reports will be completed and stored in the folder.
3. Review Character traits:
  - Inside Character Traits: It is who the character is on the inside – their personality. Character traits show through what a character says or does.
  - Outside Character Traits: What we can see – physical traits (hair color, size, eye color)
4. Have Students Complete CHARACTER RECORD FORM for Hank or Drover. If students would like to create a form for another character, have them draw images and tracks. Form and character images/tracks are included in the packet.



# RANCH SECURITY

## Character Record Form

For Official Use by Ranch Security Deputies


Character Name: \_\_\_\_\_

Species: \_\_\_\_\_

Gender: \_\_\_\_\_


Height: \_\_\_\_\_ Weight: \_\_\_\_\_

Color: \_\_\_\_\_ Age: \_\_\_\_\_



**Character Traits - adjectives that describe the character.**

INTERNAL Character Traits	Evidence from Podcast
Trait #1	
Trait #2	
Trait #3	
Trait #4	



Other Information:

# RANCH SECURITY



## Character Record Photos and Tracks

For Official Use by Ranch Security Deputies

### Hank



### Drover







# Hankisms

CONTENT AREA: English & Literature

TOPIC: Vocabulary

MATERIALS:

- Podcast, Episode 1
- Episode 1 Script
- Whiteboard

SUMMARY:

Mysterious tracks were found by Drover and JT Cluck in the dirt. Hank sets out to figure out who left the prints and mistakenly believes they are from a raccoon or Pete the Barncat. Unfortunately for Hank, the prints belong to Sinister the Bobcat. Hank and Sinister get into a brawl and Hank, defeated, limps back to his gunnysack.

INSTRUCTIONS:

Students will be able to determine the meaning of words and phrases in the podcast.

LET'S GET STARTED!

1. Listen to Podcast Episode

2. Introduction:

The story is told in first person by Hank the Cowdog. Hank uses a western dialect and some made up words. The author used words like fellers, raccoon, nosatory, and humilification. As they listen, have students identify words like these. The author also includes humorous sayings such as, "chickens don't know beans about tracks."

Write the following on the board:

- "I can figure out the meaning of tricky words using sentence level context for support!"

3. Display the Vocabulary Strategies Chart (See next page for example) and use the following terms to practice using the strategies:

- unchanted
- humilification
- fellers

# RANCH SECURITY

## Vocabulary Strategies

For Official Use by Ranch Security Deputies

# W

**Word Structure:**  
the meaning of a word  
can be figured out by  
using the

prefix base word suffix

# A

**Apposition:**  
the word is followed  
by the definition,  
which is often set off  
by commas.

?, definition

# C

**Context Clues:**  
Using other words  
in the sentence or  
paragraph to figure out  
a word. Look for clue  
words to help you.



# Animal Tracks

CONTENT AREA: Science

TOPIC: Organisms and Environments

MATERIALS:

- Podcast, Episode 1
- ANIMAL TRACKS WORKSHEET

SUMMARY:


In *Lost in the Dark Uncharted Forest*, Hank is the detective. In order to solve mysteries on the ranch, Hank has to have all sorts of skills. One of those skills is identifying animal tracks.

INSTRUCTIONS:

Students will complete the ANIMAL TRACKS WORKSHEET after listening to episode one.

LET'S GET STARTED!

1. Listen to Podcast Episode One.
2. Complete ANIMAL TRACKS WORKSHEET. Make sure students read instructions carefully!
  - There are hints in the instructions.
3. Additional Resource: Check out *Ranch Life Learning Book 3: Ranch Wildlife* to learn all about the animals that live on the ranch. Find out how to get the book and download free activities at [www.ranchlifelearning.com](http://www.ranchlifelearning.com)



# RANCH SECURITY

## Track Analysis

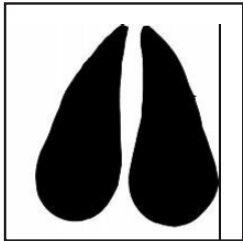
For Official Use by Ranch Security Deputies

On the ranch, you might not see many wild animals, but you can see the tracks they leave behind. To be a good Ranch Security Deputy, you need to be able to look for tracks and identify what animals left them. Mammals in the dog and cat families walk on four toes. You can see claws in dog's prints, but not in cats. Bears, raccoons, and rodents walk on five toes. Some animals have human-like hands, and other have hooves.


Can you guess which animal left which tracks?

Write the name of the animal next to its tracks.

1.



\_\_\_\_\_  
.....  
\_\_\_\_\_




Turkey

2.




\_\_\_\_\_  
.....  
\_\_\_\_\_




Pronghorn

3.



\_\_\_\_\_  
.....  
\_\_\_\_\_




Bobcat

4.




\_\_\_\_\_  
.....  
\_\_\_\_\_




Raccoon

5.



\_\_\_\_\_  
.....  
\_\_\_\_\_



Coyote

# ANSWER KEY



## RANCH SECURITY Plot Report Form

For use by official Ranch Security Deputies for  
Lost in the Dark Uncharted Forest Podcast Episode 1

**Plot:** A plot is simply the events that happen in a story. The author puts different events in an order based on the plot. A plot is made of different parts and events. Understanding a character and what he or she does is easier when we understand the plot and its different parts.

Write 2 events that happened in each part of Episode.

**Beginning**  
(AKA: Rising  
Action)

Drover and JT Cluck find tracks

Drover and Hank plan a night patrol

**Middle**  
(AKA: Conflict/  
Problem)

Hank believes the tracks are from a raccoon

Drover is worried the tracks were made  
by someone else

**Middle**  
(AKA: Climax/  
Turning Point)

Hank believes the raccoon is in the shed

Hank attacks - only to discover that is  
Sinister the Bobcat

**End**  
(AKA: Resolution)


Hank is beat up by Sinister the bobcat

The ranchers return with a new baby

# ANSWER KEY

## RANCH SECURITY

### Character Record Form



Character Name: Drover


#### EXTERNAL TRAITS

Species: Dog

Gender: Male


Size: Small Color: White

Other: \_\_\_\_\_



#### Internal Traits - adjectives that describe the character

List Internal Traits	Evidence from Podcast
Trait #1 <b>Scared</b>	"Drover's quivers turned to shakes and he nearly fell over in place as we watched Sinister disapper"
Trait #2 <b>Smart</b>	Drover knows the baby isn't a lizard. "It's just a baby Hank."
Trait #3 <b>Cautious</b>	When Drover senses trouble he runs away. "The runt had abandoned me."
Trait #4 <b>Worried</b>	Drover keeps thinking about the tracks, even when Hank falls asleep. "Hank? Left with nothing but snores, Drover sighs. Sure doesnt; look like a raccoon track to me."



Other Information/Notes:

**Drover helped Hank scatter chickens.**



# ANSWER KEY

## RANCH SECURITY

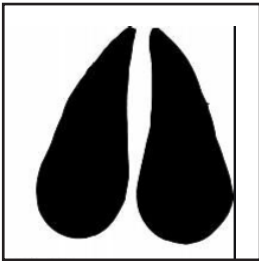
### Track Analysis

For Official Use by Ranch Security Deputies


On the ranch, you might not see many wild animals, but you can see the tracks they leave behind. To be a good Ranch Security Deputy, you need to be able to look for tracks and identify what animals left them. Mammals in the dog and cat families walk on four toes. You can see claws in dog's prints, but not in cats. Bears, raccoons, and rodents walk on five toes. Some animals have human-like hands, and other have hooves.

Can you guess which animal left which tracks?  
Write the name of the animal next to its tracks.

1.



Pronghorn




Turkey

2.



Raccoon




Pronghorn

3.



Coyote




Bobcat

4.




Bobcat




Raccoon

5.



Turkey



Coyote